

For NEW USERS:



Account View Scholarship Applicants ▾



User

Password

Login

[Forgot Password](#)

[Forgot Login](#)

1. This is the first page you will see after clicking the scholarship link on our website. ↗



Account View Scholarship Applicants ▾



- Scholarships
- How To Apply
- Browse Scholarships
- Qualifying Questions

User

Password

Login

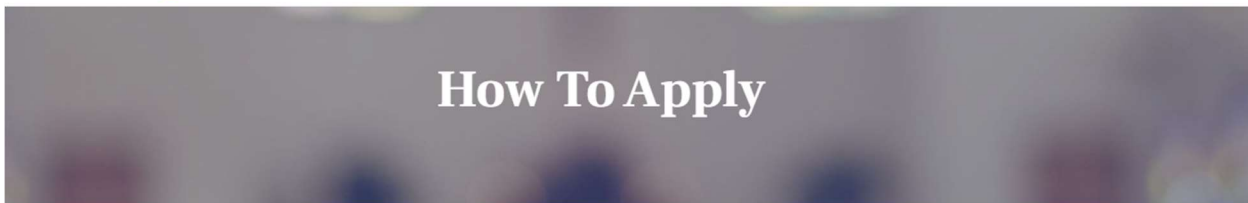
[Forgot Password](#)

[Forgot Login](#)

↑2. Go to Scholarship Applicants at the top of the screen and click on “How To Apply”.



Account View Scholarship Applicants ▾



How To Apply

THE APPLICATION PROCESS

Our application process is now offered online only. Please follow the following steps to submit your application(s):

1. Answer a series of questions that will tell you for which programs you may qualify.
2. Choose which scholarship(s) you'd like to apply for.
3. If you are not already registered, you complete the registration process to access your application(s).
4. If you have already registered, log in to your profile and you will be taken to your application(s).
5. Once you have uploaded **all** supporting documents required for your application, submit your application.

Once you have submitted your application(s), you may log in at any time to check the status of your application(s).

> [Get started](#)



3. Click on the “Get Started”. (Any underlined word or phrase is a link to a different page. ↗)

Qualifying Questions

Please enter in the information requested below to prequalify for a scholarship. Once you have completed the form, you will be directed to a list of scholarships available to you based on your answers.

Are you applying for a College Scholarship or a Seminary Scholarship?
Please select one

Please select your chosen major.
Please select one

Please select your church.
Please select one

Please select the school you will be attending in the fall.
Please select one

Submit

4. Choose the appropriate answers to all questions. If you do not see an answer that correctly describes you, your major or your church- **CHOOSE ALL OTHER...**

Are you applying for a College Scholarship or a Seminary Scholarship?
Please select one

College
Seminary

Please select your church.
Please select one

Please select the school you will be attending in the fall.
Please select one

Submit

Are you applying for a College Scholarship or a Seminary Scholarship?
College

Please select your chosen major.
All other Majors

International Studies
Liberal Arts and Sciences Studies and Humanities
Missions
Music
Pastoral Studies
Social Sciences
Social Work
Special Education
Theology and Religious Vocations
All other Majors
Ministry

Are you applying for a College Scholarship or a Seminary Scholarship?
College

Please select your chosen major.
All other Majors

Please select your church.
Please select one

Court Street United Methodist Church
Spring Ridge United Methodist Church
St. Paul United Methodist Church
All Other Churches
St. Matthew's in Madison

Hinds Community College in Raymond
Hinds Community College in Pearl
Jackson State University
Memphis Theological Seminary
Mississippi College
Mississippi State University in Jackson
Mississippi State University in Mississippi State
Rust College
University of Mississippi
University of Southern Mississippi
All Other Institutions

Please select one

Submit

Are you applying for a College Scholarship or a Seminary Scholarship?
College

Please select your chosen major.
All other Majors

Please select your church.
All Other Churches

Please select the school you will be attending in the fall.
All Other Institutions

Submit

5. Once you click "Submit" -this is the start of an application. Register as a new user next as indicated below. If you have done this process once this application period, and have registered as a new user, you already have an application in the system. **PLEASE DO NOT** go through the Qualifying Question process again. ↑

Browse/Select Scholarships

Below is a list of all scholarships currently accepting applications. For scholarship details and qualification requirements, click the (+).

Once you have answered the [Prequalifying questions](#), you will be able to select the checkbox(es) beside the scholarships in which you are interested, and then click the appropriate submit button below.

It is strongly recommended that students apply for all scholarships listed.

College Scholarships

Register A New User And Continue

Log In And Continue


↑ 6. There will be more scholarships listed than this when you are applying (*this is just an example*). The system will have listed every scholarship for which you are qualified. PLEASE checkmark the boxes for all available scholarships!

Begin Registration


Please enter in the information requested below to begin your registration. Once you are registered you will be able to complete your application.

First Name:

Last Name:

Email address: 
Your email address will be your username for login.

Re-enter email address:

7. Registration example for new users. Once you submit this information, you will be sent an email to the email address you have provided. Open your email and find the verification email. *Check your Junk or Spam folder if you cannot find it.* It can take up to 5 minutes for the verification email to reach your inbox. Follow the steps in the provided email to verify your registration and reach this page. 

Scholarship Application

Name Your Application

Please name your application. You should return to this application via the Student Dashboard instead of restarting the application process every time or having duplicate entries. The only reason to have duplicate entries is if you have not applied for all scholarships for which you are qualified, or have made an error on your application that you cannot correct.

Application Name:

Please name your application. The application name should be an identifier of the student, not the scholarship. Please type the current year, your first name, and your last name. (Ex: 2025 John, Smith) 

8. The format for the Application Name should follow this format **YEAR- LAST NAME, FIRST or PREFERRED NAME**. So, in this case it would be **2026- Tester, Testing123**. Once you have saved this information, you will be taken to the Scholarship Application page.

Scholarship Application

Application Dashboard

Below is the status of each section of your application. Click any underlined link below to continue your application. All sections must be completed before you can submit your application(s) to the Methodist Foundation. A green checkmark indicates section 1: College information has been successfully completed.

On each page you may navigate forward and back using the << and >> buttons. Any answers you provide will be saved, however, you MUST click "Save & Continue" to record the entry as having been completed for submission. This will not submit your application, it will only save the information.

You may leave the site at any time and return to your application by clicking on the My Applications tab. Please, remember to **SAVE** your work before you log out. Also note that the site will time out after 20 mins and any unsaved work may be lost. Save your entry often to avoid losing any unsaved work.

Application Sections

Application Name 2026 LAST NAME, FIRST NAME - 28613

Program(s) College Scholarships

Section 1: College Information

Required Documents

NAME	DESCRIPTION	CURRENT STATUS	DATE COMPLETED	MANDATORY?	DUE DATE	ACTIONS
Transcript	Please upload a PDF copy of your transcript. Please ensure your name is included on the original transcript.	Entered		Yes	4/15/2025	Details
Resume	Resumes must include either College or High School activities such as: Organizational memberships, Leadership positions, Sports, Honors and Awards, Community Involvement, Work Experience, band, or other activities. If Graduating High School this year, resume must include: Name and Address of High School and Graduation Date.	Entered		Yes	4/15/2025	Details
Essay	New applicants: Tell us about you, your faith, your perception of generosity, your life goals, and the legacy you would like to leave. Returning applicants: Please provide updates about you, your faith, your perception of generosity and how the Methodist Foundation of Mississippi is helping you achieve your goals and how it has enabled you to leave a legacy.	Entered		Yes	4/15/2025	Details
Pastor Certification Form	Upload a PDF file format copy of the Pastor Certification Form	Entered		Yes	4/15/2025	Details
Current Photo	Portrait image, preferably in .jpg format. Please limit file size to no more than 50 kb.	Entered		Yes	4/15/2025	Details

Page Size: 10 ▾ Go to: 1 1 - 5 of 5 < >

[Preview Pdf](#)

8. Once you have reached this point in the application process, you can log out at any time and you will be able to access this same application for updates, uploads etc. until you have submitted the application. The goal is to have only **one** set of applications. It eliminates confusion for everyone if you only have to upload one set of requirements and submit one application for all scholarships for which you are eligible. ↑

NOTE: If you log out and log back in, you may be taken to this page-

Name Your Application

Please name your application. You should return to this application via the Student Dashboard instead of restarting the application process every time or having duplicate entries. The only reason to have duplicate entries is if you have not applied for all scholarships for which you are qualified, or have made an error on your application that you cannot correct.

Application Name:

Please name your application. The application name should be an identifier of the student, not the scholarship. Please type the current year, your first name, and your last name. (Ex: 2025 John, Smith)

[Next](#)



↑ **Do not start over. Do not fill this out again!** Click on Scholarship Applicants at the top of the page and choose Student Dashboard. You will be taken to the list of your current applications.

METHODIST FOUNDATION OF MISSISSIPPI

Account View Scholarship Applicants ▾

Scholarship Application

Scholarships
How To Apply
Browse Scholarships
Qualifying Questions
Student Dashboard
My Profile
App Status & History

Name Your Application

Please name your application. You should return to this application via the Student Dashboard instead of restarting the application having duplicate entries. The only reason to have duplicate entries is if you have not applied for all scholarships for which you are qualified, or have made an error on your application that you cannot correct.

Application Name:

Please name your application. The application name should be an identifier of the student, not the scholarship. Please type the current year, your first name, and your last name. (Ex: 2025 John, Smith)

Next

You will see the application you have already started under “YOUR OUTSTANDING REQUIREMENTS”. Click on the underlined number next to “Id:”. (In this case it is 28613.)

METHODIST FOUNDATION OF MISSISSIPPI

Account View Scholarship Applicants ▾

Student Dashboard

Your registration information has been accepted. The information on this page will allow you to view the status of your scholarship applications, continue working on a saved application or check the status of those you have already submitted. Please be aware that your application will not be accepted unless all required documents are included. To access any of your applications, click on the underlined ID number of your application.

Please be aware that your application will not be accepted unless all required documents are included. If your application status does not read "Received", you have not completed all the steps necessary for submission.

QUICK LINKS

- [Apply for a scholarship](#)
- [Upload supporting documents](#)
- [Check the status of applications](#)

YOUR OUTSTANDING REQUIREMENTS

2026 LAST NAME, FIRST NAME - 28613

0 out of 5 requirements complete.

Id: 28613

Date: 12/8/2025

Status: In Process

- Transcript (single)
- Resume (single)
- Essay (single)
- Pastor Certification Form (single)
- Current Photo (single)

↑ You will be returned to the Application Dashboard. This will allow you to continue the application process smoothly.

Scholarship Application

Application Dashboard

Below is the status of each section of your application. Click any underlined link below to continue your application. All sections must be completed before you can submit your application(s) to the Methodist Foundation. A green checkmark indicates section 1: College information has been successfully completed.

On each page you may navigate forward and back using the << and >> buttons. Any answers you provide will be saved, however, you MUST click "Save & Continue" to record the entry as having been completed for submission. This will not submit your application, it will only save the information.

You may leave the site at any time and return to your application by clicking on the My Applications tab. Please, remember to **SAVE** your work before you log out. Also note that the site will time out after 20 mins and any unsaved work may be lost. Save your entry often to avoid losing any unsaved work.


Application Sections

Application Name 2026 LAST NAME, FIRST NAME - 28613

Program(s) College Scholarships

Section 1: [College Information](#)

Required Documents



NAME	DESCRIPTION	CURRENT STATUS	DATE COMPLETED	MANDATORY?	DUE DATE	ACTIONS
Transcript	Please upload a PDF copy of your transcript. Please ensure your name is included on the original transcript.	Entered		Yes	4/15/2025	Details
Resume	Resumes must include either College or High School activities such as: Organizational memberships, Leadership positions, Sports, Honors and Awards, Community Involvement, Work Experience, band, or other activities. If Graduating High School this year, resume must include: Name and Address of High School and Graduation Date.	Entered		Yes	4/15/2025	Details
Essay	New applicants: Tell us about you, your faith, your perception of generosity, your life goals, and the legacy you would like to leave. Returning applicants: Please provide updates about you, your faith, your perception of generosity and how the Methodist Foundation of Mississippi is helping you achieve your goals and how it has enabled you to leave a legacy.	Entered		Yes	4/15/2025	Details
Pastor Certification Form	Upload a PDF file format copy of the Pastor Certification Form	Entered		Yes	4/15/2025	Details
Current Photo	Portrait image, preferably in .jpg format. Please limit file size to no more than 50 kb.	Entered		Yes	4/15/2025	Details

Page Size: 10 Go to: 1 1 - 5 of 5 < >

[Preview Pdf](#)

9. Underneath "Application Sections" you should see "Section 1: [College Information](#)". Click on "[College Information](#)".

Scholarship Application

The Methodist Foundation of Mississippi

P. O. Box 2415 Ridgeland, MS 39158

Phone:601-948-8845 Fax:601-360-0843 Email:jennifer@methodistfm.org

College Scholarship Application

This form is **extremely important and the place where most applicants make an error**. If this form is not completed and saved, the system will not allow you to submit your application. If you do not have access to your student ID for your college yet, please fill that blank in with N/A.

The Methodist Foundation of Mississippi

P. O. Box 2415 Ridgeland, MS 39158

Phone:601-948-8845 Fax:601-360-0843 Email:jennifer@methodistfm.org

College Scholarship Application

For the School Year 2025-2026

Deadline: April 1, 2025

First Name

Testing123

Last Name

Tester

Preferred Name:

Test

Date of Birth:

Mailing Address

PO Box 2415

City:

Ridgeland

State:

Mississippi

Zip:

39158

County:

10. Please fill in all blanks with the requested information. **Save often.**



Save & Continue

Save & Return To Details

Preview PDF

>>

When the application is saved, you can return to the “Scholarship Application” page or logout as needed. **IF YOU DO NOT COMPLETE THIS SECTION YOU WILL BE UNABLE TO SUBMIT YOUR APPLICATION.**

The Copiah County question-

Do you have a parent or grandparent from Copiah County?

Please select one



If you, your parents, or your grandparents were born in Copiah County- Choose YES.
If you, your parents or your grandparents have ever lived in Copiah County- Choose YES.
If you have absolutely no connection to Copiah County- Choose NO.

Do you have a parent or grandparent from Copiah County?

If yes, please specify



Then explain the connection- *EXAMPLE: "My grandmother, Matilda Mississippi, was born and raised in Copiah County and attended Crystal Springs Methodist Church. She is buried in the city cemetery." "My father, Johnny Mississippi, was born in and lived in Copiah County until 1998 when he moved to North Mississippi to work." OR "I was born and raised in Copiah County until my family moved in 2016."*

Home Phone #:

Cell Phone #:

Email

Last 4 digits of SSN:

(used only for college identification purposes)

Student ID #:

Please enter N/A if you don't have a Student ID

Male

Female:

Father's Name:

Father's Home Address:

Father's Occupation:

Notes:

1. Please provide working numbers for yourself.
2. Be sure that your email is correct in the system. We will use this to contact you about your application or any award you may receive.
3. The last 4 digits of your SSN will only be used for identification purposes with your college.
4. Please provide your student ID number for your college. If have not received an ID for your college, please put NA in that blank and send the number to jennifer@methodistfm.org when you receive it.
5. You must enter a response in every blank. The system will remind you to complete any blank questions.

Mother's Name:

Mother's Home Address:

Mother's Occupation:

Academic Classification for the upcoming year:

Name of Seminary/College you will be attending:

All Other Institutions

Name of Campus you will be attending:



If your school was not included on the Qualifying Questions and “All Other Institutions” is listed, please include the name of your school under Name of Campus. *(Example: Mississippi Gulf Coast Community College – Harrison County Campus.)*

Name of Degree of you will be seeking:

Your Intended Vocation:

Current GPA:

College Address for remittance of scholarship funds:



Church/Wesley Foundation Membership:

(Must be an active participant of a United Methodist Church, a church that has been historically connected to the Mississippi Annual Conference of the UMC or Wesley Foundation in Mississippi)

Notes:

1. If you do not see the exact match for your degree, choose the closest choice.
2. Please ensure that the address you include for the remittance of funds is accurate. Failure to submit an accurate address could result in a delay of payment to your college.

Selected major:

All other Majors

Selected Church Name:

All Other Churches

What denomination is the church you attend?

Please select one

Year of College Next Year:



Notes:

Under “Year of College”- do not put your classification. Enter the number of years you have been in college. Example: 1,2,3,4,5 etc.

<<

Save & Continue

Save & Return To Details

Preview PDF

>>

Once you have completed this part of the application, click “Save and Continue”. This should return you to the Scholarship Application page.




 **Section 1: [College Information](#)**

IF you still see the red exclamation mark, you have not completed this part of the application and you will not be able to submit your application until you have completed this section, uploaded all the required documents and digitally signed your application.

✔ Section 1: College Information

Required Documents



NAME	DESCRIPTION	CURRENT STATUS	DATE COMPLETED	MANDATORY?	DUE DATE	ACTIONS
Transcript	Please upload a PDF copy of your transcript. Please ensure your name and identifying information is included on the original transcript.	Entered		Yes	4/1/2026	Details
Resume	Resumes must include either College or High School activities such as: Organizational memberships, Leadership positions, Sports, Honors and Awards, Community Involvement, Work Experience, band, or other activities. If Graduating High School this year, resume must include: Name and Address of High School and Graduation Date.	Entered		Yes	4/1/2026	Details
Essay	New applicants: Tell us about you, your faith, your perception of generosity, your lifegoals, and the legacy you would like to leave. Returning applicants: Please provide updates about you, your faith, your perception of generosity and how the Methodist Foundation of Mississippi is helping you achieve your goals and how it has enabled you to leave a legacy.	Entered		Yes	4/1/2026	Details
Pastor Certification Form	Upload a PDF file format copy of the Pastor Certification Form	Entered		Yes	4/1/2026	Details
Current Photo	Current Photo	Entered		Yes	4/1/2026	Details

Page Size: 10 ▼ Go to: 1 1 - 5 of 5 < >

Preview Pdf

11. The **GREEN** checkmark next to “Section 1:” indicates that you have successfully completed that section and once all required documentation has been uploaded, you will be able to submit your application.

✔ Section 1: College Information

Required Documents

NAME	DESCRIPTION	CURRENT STATUS	DATE COMPLETED	MANDATORY?	DUE DATE	ACTIONS
Transcript	Please upload a PDF copy of your transcript. Please ensure your name and identifying information is included on the original transcript.	Entered		Yes	4/1/2026	Details
Resume	Resumes must include either College or High School activities such as: Organizational memberships, Leadership positions, Sports, Honors and Awards, Community Involvement, Work Experience, band, or other activities. If Graduating High School this year, resume must include: Name and Address of High School and Graduation Date.	Entered		Yes	4/1/2026	Details
Essay	New applicants: Tell us about you, your faith, your perception of generosity, your lifegoals, and the legacy you would like to leave. Returning applicants: Please provide updates about you, your faith, your perception of generosity and how the Methodist Foundation of Mississippi is helping you achieve your goals and how it has enabled you to leave a legacy.	Entered		Yes	4/1/2026	Details
Pastor Certification Form	Upload a PDF file format copy of the Pastor Certification Form	Entered		Yes	4/1/2026	Details
Current Photo	Current Photo	Entered		Yes	4/1/2026	Details

Page Size: 10 ▼ Go to: 1 1 - 5 of 5 < >

Preview Pdf

12. To upload your required documents, click on [Details](#) next to the Due Date listed. These documents can be uploaded in any order, but **all documents are required**.

Upload Required Documents for Application

Note: Please only upload the document(s) referenced below. To upload other required documents, you will need to go back to the application and click "Details" beside its name.

REQUIREMENT DETAILS

Transcript

Description

Please upload a PDF copy of your transcript. Please ensure your name and identifying information is included on the original transcript.

Requirement Info

Transcript

Due

Wednesday, April 1, 2026

[Back To Application](#)

UPLOAD

SELECT ✕ Remove

ADD **DELETE**

Upload



13. Click the "Select" field. This will allow you to search your phone or computer for the document you wish to use to complete the requirement.

docs0	11/20/2
docs1	11/20/2
docs2	11/20/2
docs3	11/20/2
docs4	11/20/2
docs5	11/20/2
docs6	11/20/2
docs7	11/20/2
docs8	11/20/2
docs9	11/20/2
docs10	11/20/2
docs11	11/20/2
docs12	11/20/2
docs13	11/20/2
docs14	11/20/2

Select a file to preview.

Upload from mobile **Open** Cancel

14. Click on the document you wish to upload and choose "Open" to load the file in the blank on your application page. You can also click on the document name and drag it to the upload blank if you choose.

Upload Required Documents for Application

Note: Please only upload the document(s) referenced below. To upload other required documents, you will need to go back to the application and click "Details" beside its name.

REQUIREMENT DETAILS

Transcript

Description

Please upload a PDF copy of your transcript. Please ensure your name and identifying information is included on the original transcript.

Requirement Info

Transcript

Due

Wednesday, April 1, 2026

[Back To Application](#)

UPLOAD

schol list.pdf [SELECT](#) [Remove](#)

[ADD](#)

[DELETE](#)

[Upload](#)

15. Click the blue "Upload button" to attach the file to your application.

Upload Required Documents for Application

Note: Please only upload the document(s) referenced below. To upload other required documents, you will need to go back to the application and click "Details" beside its name.

REQUIREMENT DETAILS

Upload complete

[Back To Application](#)

UPLOAD

File Name

[schol list.pdf](#) [Remove](#)

[SELECT](#) [Remove](#)

[ADD](#)

[DELETE](#)

[Upload](#)

16. The "Upload complete" indicates that you were successful in attaching the document to your application. Now choose the blue "Back To Application" and repeat the steps for the rest of the requirements. *REMINDER:* You do NOT need an official transcript. A copy of your transcript out of CANVAS or whatever program your school uses will suffice. DO NOT PAY FOR AN OFFICIAL TRANSCRIPT. Your Transcript must: include your grades from the most recently completed semester, have your name on it and provide your cumulative GPA.

Required Documents

NAME	DESCRIPTION	CURRENT STATUS	DATE COMPLETED	MANDATORY?	DUE DATE	ACTIONS
Transcript	Please upload a PDF copy of your transcript. Please ensure your name and identifying information is included on the original transcript.	Completed	12/29/2025	Yes	4/1/2026	Details
Resume	Resumes must include either College or High School activities such as: Organizational memberships, Leadership positions, Sports, Honors and Awards, Community Involvement, Work Experience, band, or other activities. If Graduating High School this year, resume must include: Name and Address of High School and Graduation Date.	Completed	12/29/2025	Yes	4/1/2026	Details
Essay	New applicants: Tell us about you, your faith, your perception of generosity, your life goals, and the legacy you would like to leave. Returning applicants: Please provide updates about you, your faith, your perception of generosity and how the Methodist Foundation of Mississippi is helping you achieve your goals and how it has enabled you to leave a legacy.	Completed	12/29/2025	Yes	4/1/2026	Details
Pastor Certification Form	Upload a PDF file format copy of the Pastor Certification Form	Completed	12/29/2025	Yes	4/1/2026	Details
Current Photo	Current Photo	Completed	12/29/2025	Yes	4/1/2026	Details

Page Size: 10 Go to: 1 1 - 5 of 5

17. All Required Documents should have a date under “Date Completed”. You will not be able to submit your application until “Section 1” has a green checkmark beside it and all Required Documents have been uploaded. Failure to upload the necessary documents to your application may invalidate your application.

Section 1: College Information

Required Documents

NAME	DESCRIPTION	CURRENT STATUS	DATE COMPLETED	MANDATORY?	DUE DATE	ACTIONS
Transcript	Please upload a PDF copy of your transcript. Please ensure your name is included on the original transcript.	Completed	1/2/2025	Yes	4/15/2025	Details
Resume	Resumes must include either College or High School activities such as: Organizational memberships, Leadership positions, Sports, Honors and Awards, Community Involvement, Work Experience, band, or other activities. If Graduating High School this year, resume must include: Name and Address of High School and Graduation Date.	Completed	1/2/2025	Yes	4/15/2025	Details
Essay	New applicants: Tell us about you, your faith, your perception of generosity, your life goals, and the legacy you would like to leave. Returning applicants: Please provide updates about you, your faith, your perception of generosity and how the Methodist Foundation of Mississippi is helping you achieve your goals and how it has enabled you to leave a legacy.	Completed	1/2/2025	Yes	4/15/2025	Details
Pastor Certification Form	Upload a PDF file format copy of the Pastor Certification Form	Completed	1/2/2025	Yes	4/15/2025	Details
Current Photo	Portrait image, preferably in .jpg format. Please limit file size to no more than 50 kb.	Completed	1/2/2025	Yes	4/15/2025	Details


Page Size: 10 Go to: 1 1 - 5 of 5

 [Submit Application](#) [Preview Pdf](#)

18. If you are ready to submit your application, please click the red “Submit Application” button.

Submit Your Application

By submitting this application, I give permission to the Methodist Foundation of Mississippi to use my name, photo, and the name of my home church any Methodist Foundation of Mississippi Publications (including, but not limited to all print and digital materials and social media). I also agree to answer questions regarding my scholarship and the results of being a scholarship recipient for future publications.

Please select one 

Also, I affirm that the information contained in this application is correct and accurate to the best of my knowledge.

Signature of Applicant:

Date:

Parent Signature If Applicant is under 18:

Note: Non seminary students may receive a total of four scholarships for undergraduate or graduate studies. Seminary students are eligible for a total of four Seminary scholarships in addition to four undergraduate awards.

19. Select Yes or No in the “Please select one” space regarding publicity permissions.

Submit Your Application

By submitting this application, I give permission to the Methodist Foundation of Mississippi to use my name in any Methodist Foundation of Mississippi Publications (including, but not limited to all press releases, news stories, and other questions regarding my scholarship and the results of being a scholarship recipient for the year 2018-2019.

Yes

Also, I affirm that the information contained in this application is correct and accurate to the best of my knowledge.

Signature of Applicant:

Date:

Parent Signature if Applicant is under 18:

Note: Non seminary students may receive a total of four scholarships for undergraduate studies. Seminary students may receive four Seminary scholarships in addition to four undergraduate awards.

20. Please select the Signature Applicant space and type in your name. This counts as your legal signature. Then choose the date of your signature by opening the calendar and clicking on the date you are submitting your application. You cannot select any date prior to the date you are signing.

If you are under 18 please have a parent/guardian type their name in the “Parent Signature” field to approve your application submission and the publicity choices. If you are over 18, please type N/A in that field, indicating no parent signature is required.

18:

Note: Non seminary students may receive a total of four scholarships for undergraduate studies. Seminary students may receive four Seminary scholarships in addition to four undergraduate awards.

Note: You will be notified by email in May if you have received a scholarship.

[Submit](#) [Preview Pdf](#)

21. If you are ready to submit, click the “Submit” button. You can view and/or download your application with the Preview Pdf button.

You can log into the system and check the status of your application at any time by going to the “Student Dashboard” or “App Status & History” page. The Scholarship team will begin reviewing applications after the April 1st deadline.